



UNIVERSAL VPX RTM BREAKOUT BOARD



FEATURES

- 6U x 80 mm RTM format
- Designed to meet VITA 46.10 for VPX RTM modules
- Supports 2 Level Maintenance per VITA 46.0 section 4.5
- 10 layer design
- Breakout for all signals possible depending upon connector configuration
- Typical configuration has connectors installed to bring out J0, J2, J3 and J4 signals
- Front panel and injector/ejector optional, with all necessary holes provided
- Strain relief holes provided directly behind the front panel mounting location for clamping bar or wire-ties

BREAKOUT BOARD CLOSE-UP



DESCRIPTION

The Universal VPX RTM Breakout Board can allow a test engineer to access I/O signals on custom built VPX boards. The board would not be intended for high-speed signals but would typically be used to bring out single ended TTL signals that might be part of a customer's custom IO board.

ORDER INFORMATION

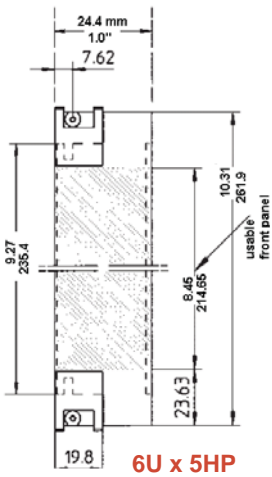
Height	Description	Part Number
6U	6U x 180mm, Universal RTM Breakout Board for VPX	1940000352-0000R

UNIVERSAL VPX RTM BREAKOUT BOARD

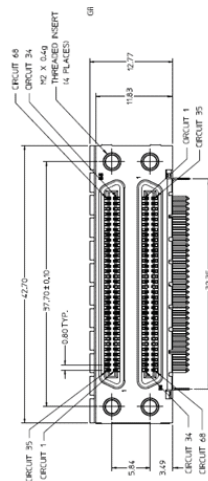
Custom VPX RTMs would use higher speed connectors such as the Infiniband cable connector or coaxial connectors to bring out high speed differential signals. Each of the six MultiGig connectors can bring out 32 differential pairs 192 differential pairs (plus grounds) on a 6U card. See the table below.

VARIOUS POSSIBLE RTM I/O CABLE CONNECTORS

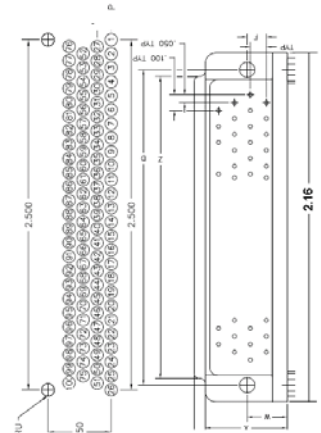
Contacts Possible within Useable 6U x 5HP Front Panel					
Connector	Length	Contacts	Pairs	8.45 Useable	Total
Stacked SCSI	42.7 / 1.68	136	68	5+	680
Airborn	54.9 / 2.16"	100	N/A	3.9	300
Infiniband	58.55 / 2.31	48	24	3.6	144
CP-50	70.2 / 2.8"	96 (144)	48	3.0	432
1x4 RJ45	59.1 / 2.36"	8	4	3.5	28 (14 conn)



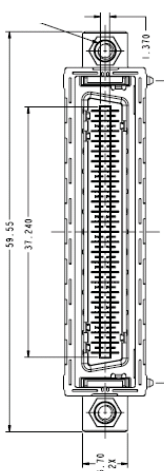
6U x 5HP



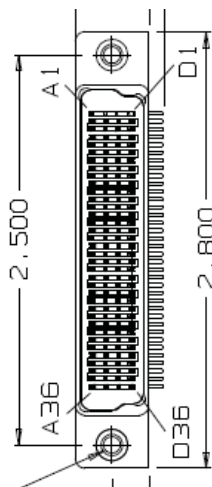
Stacked SCSI



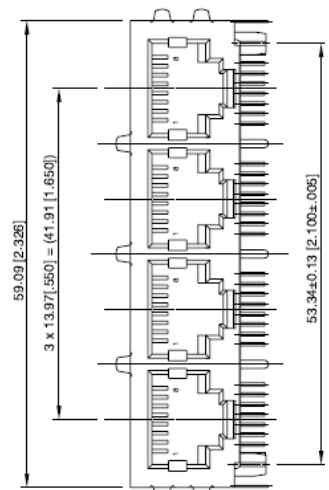
Airborn MK



Infiniband 12x



CP-50 Meritec



1x4 RJ45